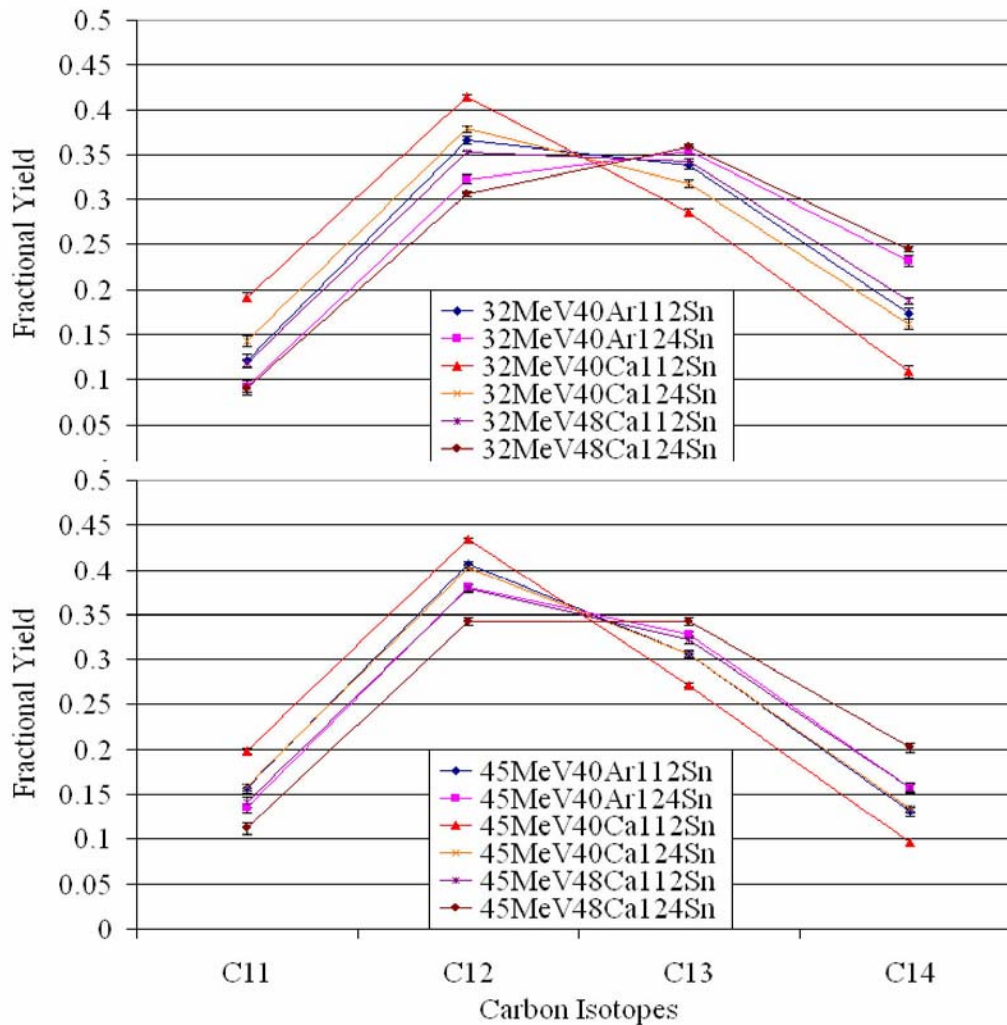


## The fragmentation of quasiprojectiles

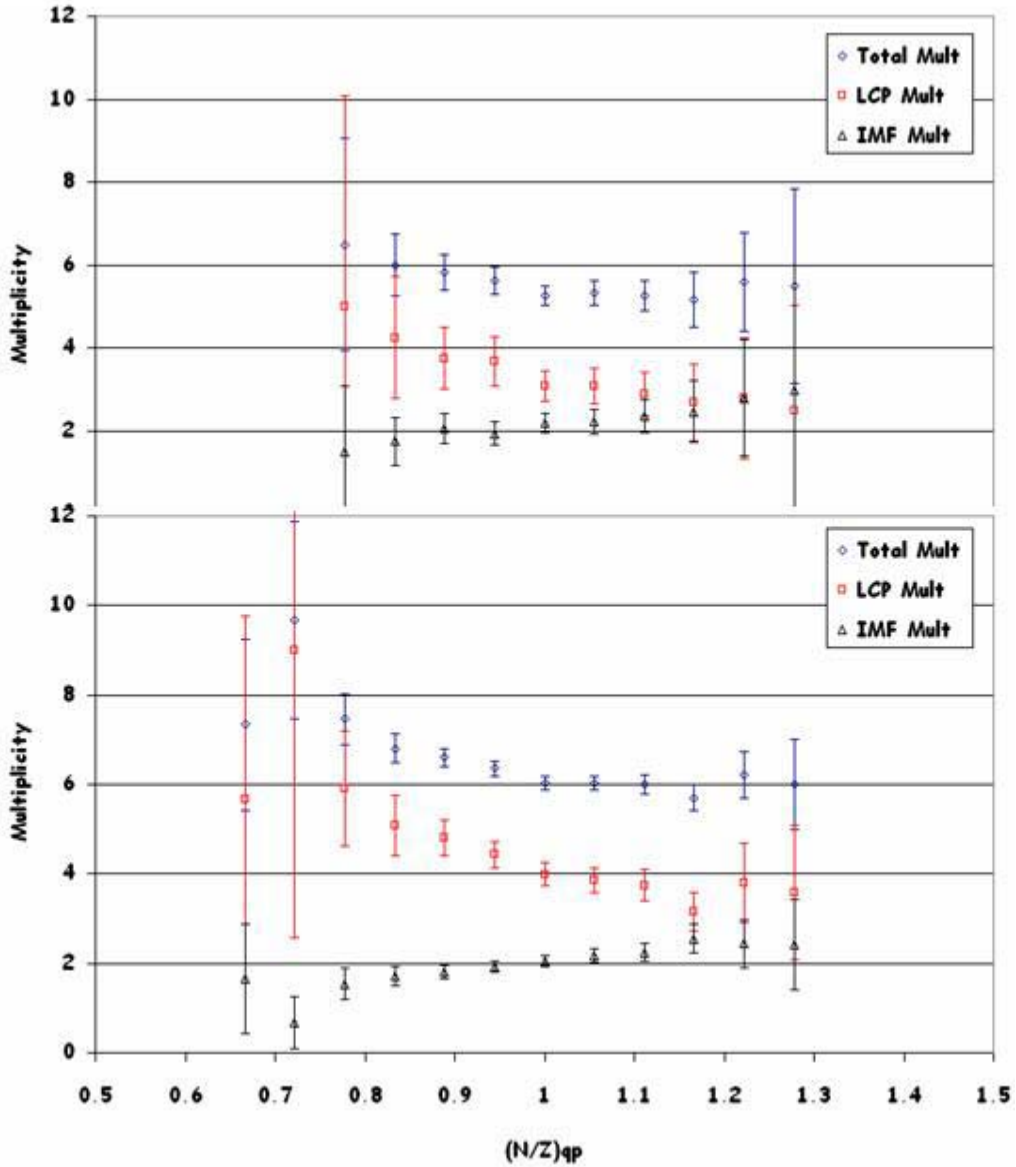
A. L. Keksis, M. Veselsky, G. A. Souliotis, D. V. Shetty, M. Jandel, E. Bell, A. Ruangma, E. M. Winchester, J. Garey, S. Parketon, C. Richers, and S. J. Yennello

Fragments emitted from quasi projectile formed from the reactions of  $^{40}\text{Ca}$ ,  $^{40}\text{Ar}$ ,  $^{48}\text{Ca}$  with  $^{112,124}\text{Sn}$ , were studied using the FAUST array. Isobaric, isotopic, fractional and mean N/Z yield comparisons were made between systems [1]. These comparisons showed that the neutron richness of the system affected the fragment yields, with the neutron-rich nuclides populated preferentially by the neutron-rich systems; the neutron-poor nuclides populated preferentially by the neutron-poor systems. This trend is observed at all angles and all nuclides. For an example figure 1 shows the carbon fractional yields at both energies at  $7^\circ$ .



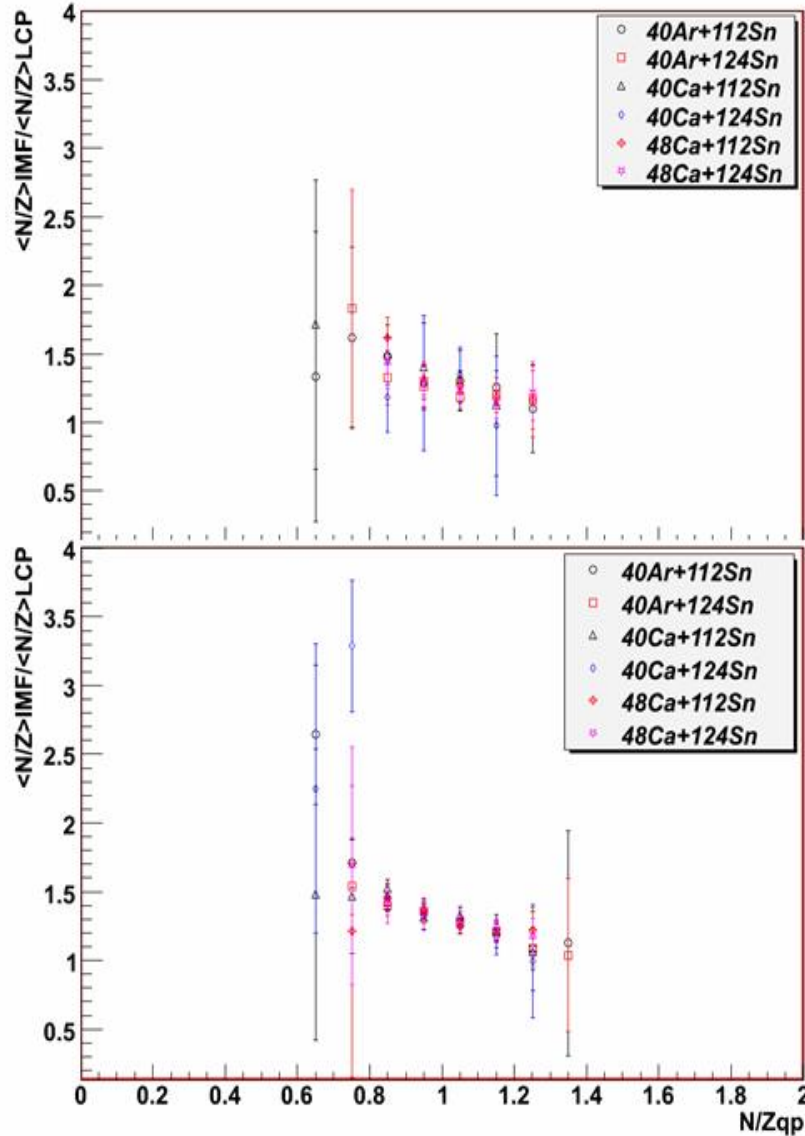
**Figure 1.** Carbon fractional yields for the 32 MeV/nucleon systems top and 45 MeV/nucleon systems bottom at the lab angle of  $7^\circ$ .

The N/Z distribution of the fragment yields was studied to observe an inhomogeneous N/Z distribution between the LCP's (Light Charged Particles:  $Z < 3$ ) and IMF's (Intermediate Mass Fragments:  $Z > 2$ ) [1]. Figure 2 shows the multiplicity of LCP's, IMF's and Total. The results showed a new trend. Previous studies had shown that increased proton richness increases the LCP multiplicity dramatically, while the IMF multiplicity remained nearly constant [2]. For increasing neutron richness the previous studies suggested that the neutron-rich LCP multiplicity would increase; however, this work showed that the IMF multiplicity increases, while the LCP multiplicity stays nearly constant with increasing neutron richness.



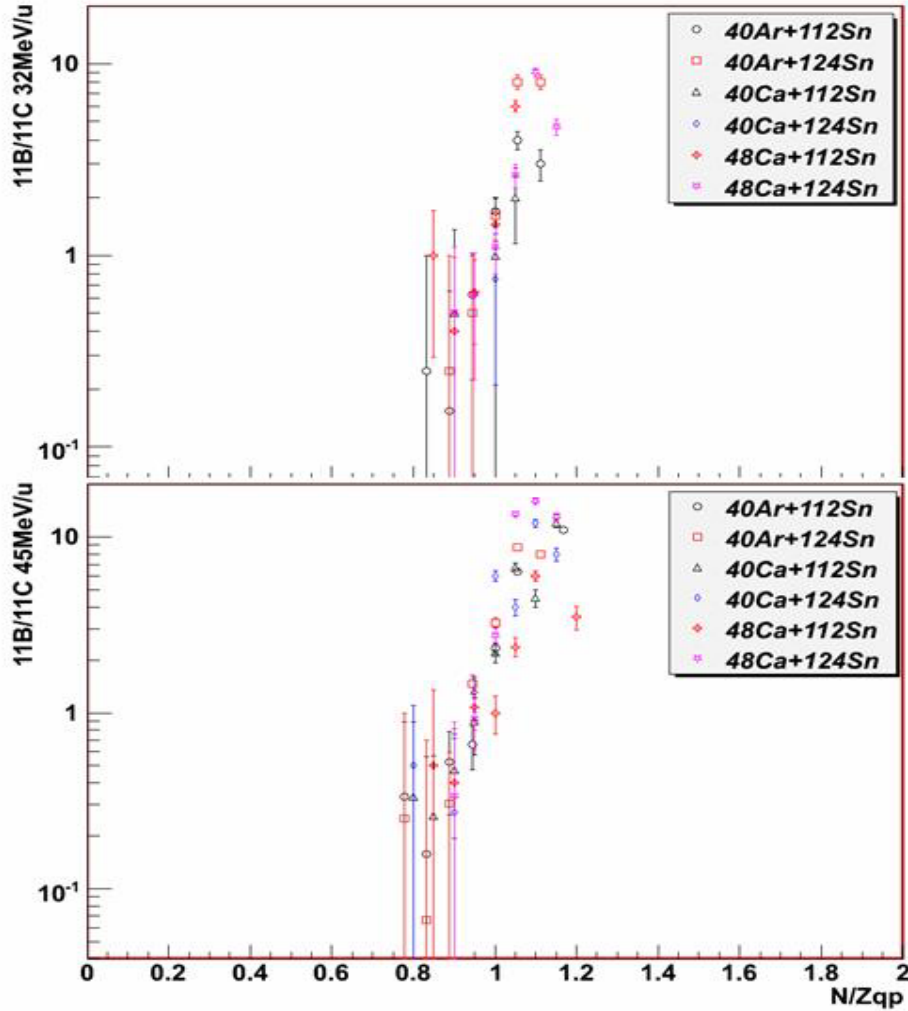
**Figure 2.** Multiplicity of LCP's, IMF's and Total as a function of N/Z of the quasiprojectile source for the  $^{40}\text{Ar}$  on  $^{112}\text{Sn}$  systems. 32 MeV/nucleon on top and 45 MeV/nucleon on bottom. Error bars are statistical.

The inhomogeneous distribution of N/Z was also studied using the mean N/Z of the IMF divided by the mean N/Z of the LCP shown in figure 3 [1]. The results were in accord with previous studies, however this work went further and showed that there was a dependence of the mean N/Z of the IMF on the quasiprojectile N/Z [1, 2].



**Figure 3.** The ratio of the mean N/Z of the IMF and the mean N/Z of the LCP versus the N/Z of the quasiprojectile. 32 MeV/nucleon systems on top and 45 MeV/nucleon systems on bottom.

Finally the inhomogeneous distribution of N/Z was studied using the mirror nuclei ratios  ${}^3\text{H}/{}^3\text{He}$ ,  ${}^7\text{Li}/{}^7\text{Be}$ ,  ${}^{11}\text{B}/{}^{11}\text{C}$  and  ${}^{15}\text{N}/{}^{15}\text{O}$  [1]. Figure 4 shows the  ${}^{11}\text{B}/{}^{11}\text{C}$  ratio. Previous studies had only used the  ${}^3\text{H}/{}^3\text{He}$  ratio and observed an increase of the ratio with increasing quasiprojectile N/Z [2]. This work demonstrated that all of the mirror ratios increased with increasing quasiprojectile N/Z [1].



**Figure 4.** The  ${}^{11}\text{B}/{}^{11}\text{C}$  ratio as a function of quasiprojectile N/Z. 32 MeV/nucleon systems on top and 45 MeV/nucleon systems on bottom.

[1] A. L. Keksis, Ph. D. Thesis, Texas A&M University, 2007.

[2] M. Veselsky, R. W. Ibbotson, R. Laforest, E. Ramakrishnan, D. J. Rowland, A. Ruangma, E. M. Winchester, E. Martin, and S. J. Yennello. Phys. Rev. C **62**, 041605R (2000).